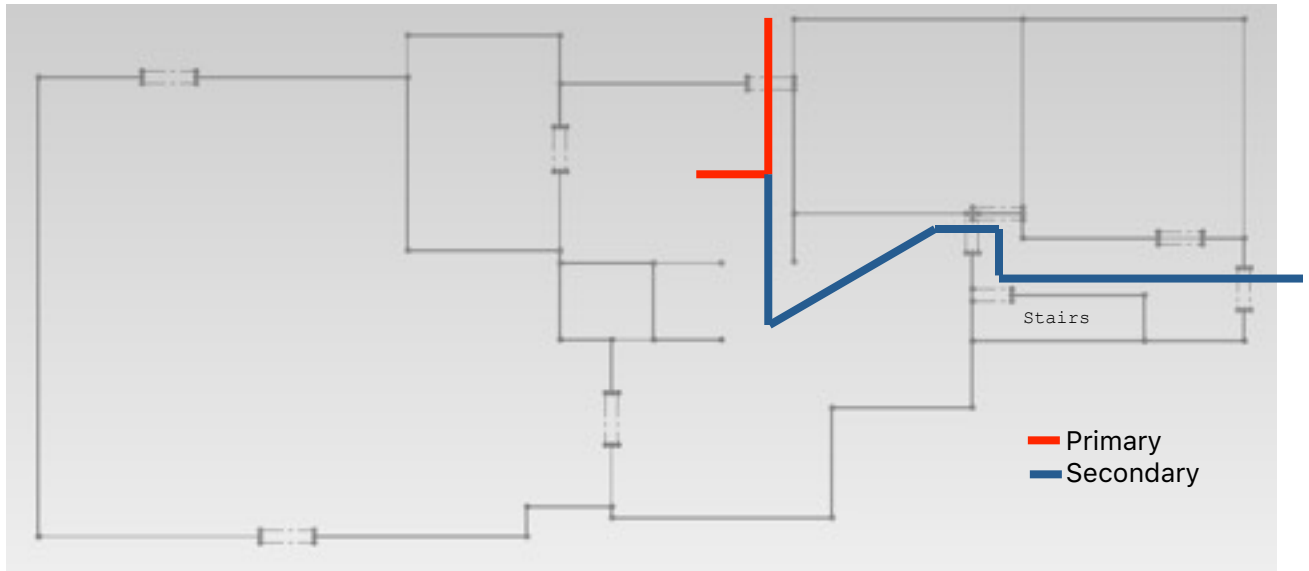


# Fire Evacuation Procedure:

## Kitchen



### Primary

Proceed out the kitchen door and to the driveway.

### Secondary

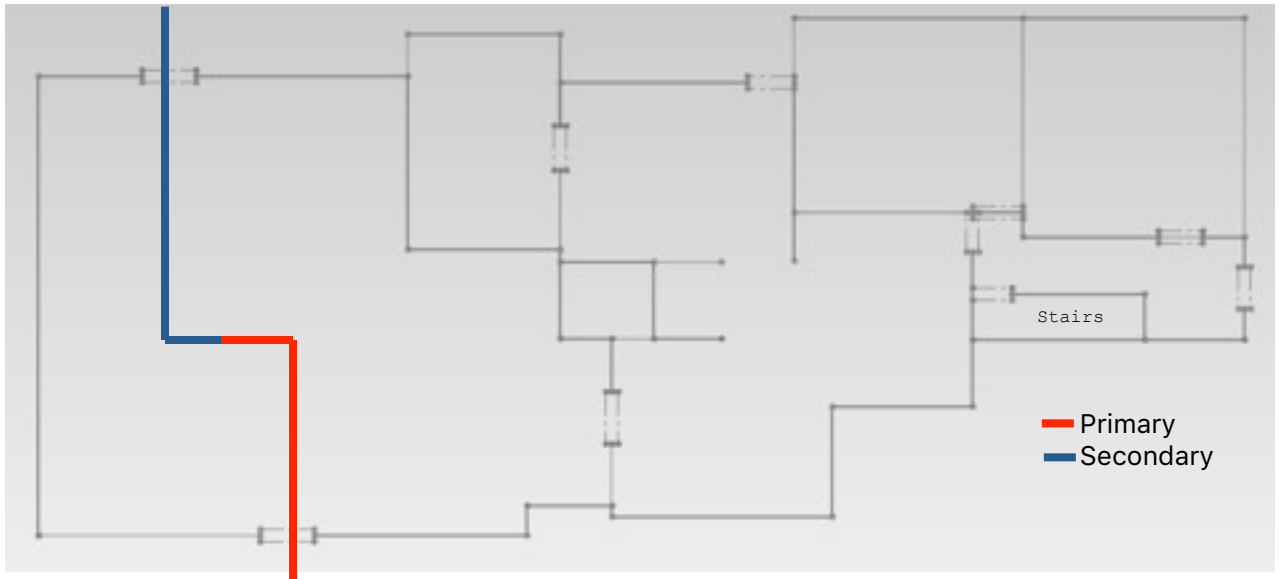
Proceed out the kitchen, through the dining room, through the foyer, out the front door, and to the front yard.

### Also Remember

- 1) Stay calm.
- 2) Call 911 and pull the fire alarm.
- 3) Leave immediately.
- 4) Never open hot doors.
- 5) Stay away from smoke.
- 6) Learn how to use a fire extinguisher ahead of time.

# Fire Evacuation Procedure:

## Party Room



### Primary

Proceed out the party room door, away from the house, and to the Institute Parking lot.

### Secondary

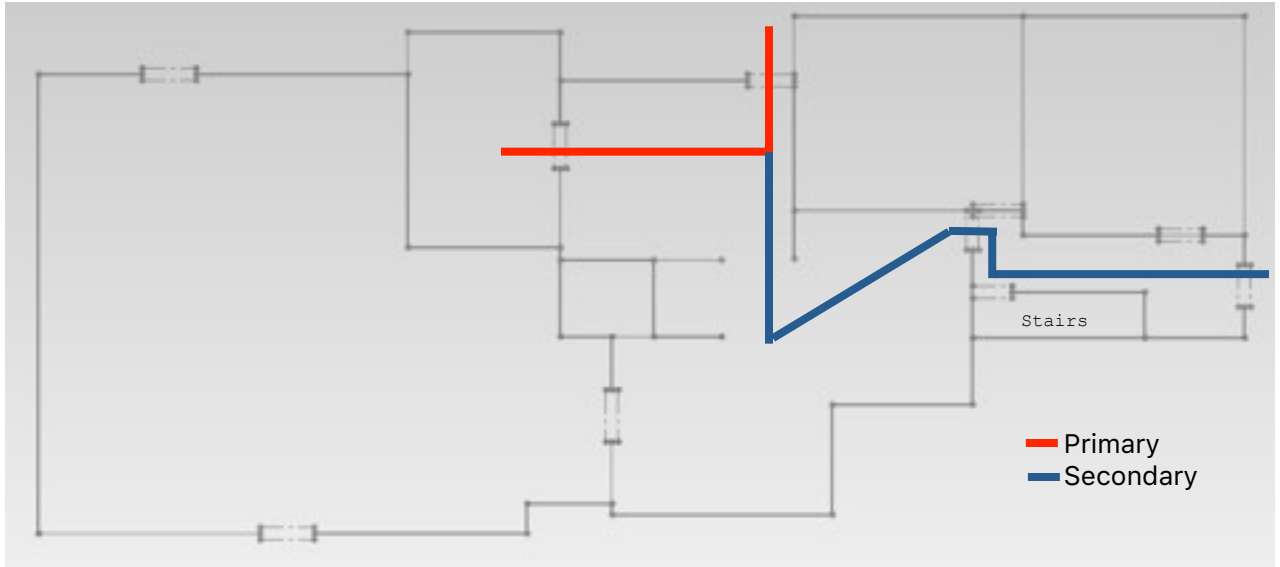
Proceed out the party room door, away from the house, and to the driveway.

### Also Remember

- 1) Stay calm.
- 2) Call 911 and pull the fire alarm.
- 3) Leave immediately.
- 4) Never open hot doors.
- 5) Stay away from smoke.
- 6) Learn how to use a fire extinguisher ahead of time.

# Fire Evacuation Procedure:

## Pantry



### Primary

Proceed out the pantry, through the kitchen, out the kitchen door, and to the driveway.

### Secondary

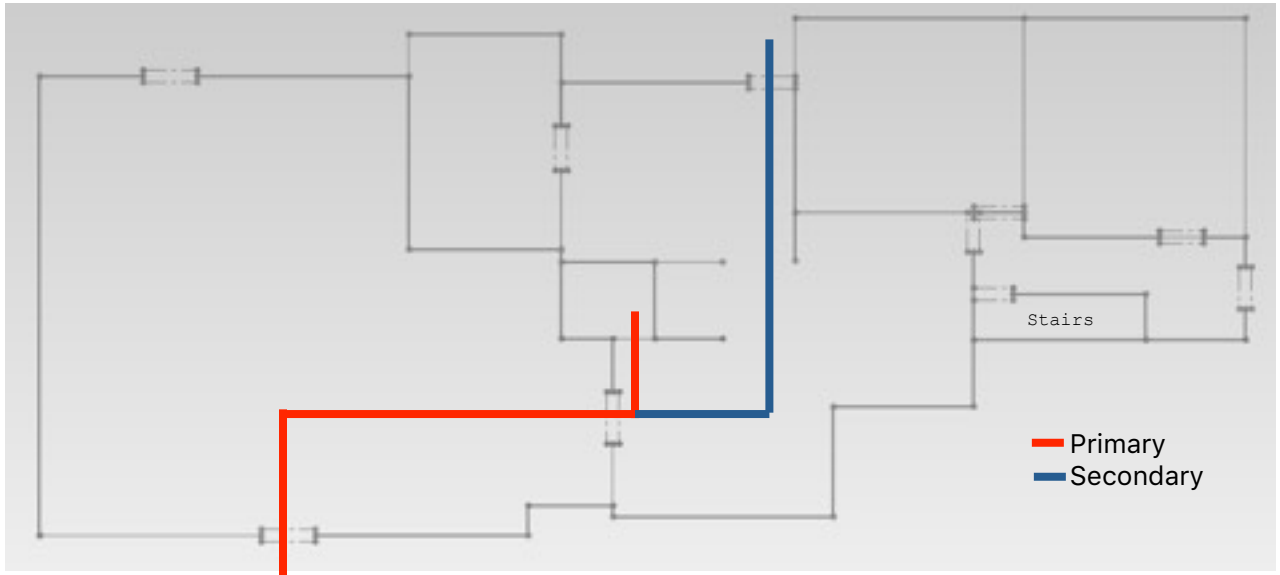
Proceed out the pantry, past the kitchen, through the dining room, through the foyer, out the front door, and to the front yard.

### Also Remember

- 1) Stay calm.
- 2) Call 911 and pull the fire alarm.
- 3) Leave immediately.
- 4) Never open hot doors.
- 5) Stay away from smoke.
- 6) Learn how to use a fire extinguisher ahead of time.

# Fire Evacuation Procedure:

## 1<sup>st</sup> Floor Bathroom



### Primary

Proceed out the bathroom, through the dining room, into the party room, out the party room door, away from the building, and to the Institute Parking lot.

### Secondary

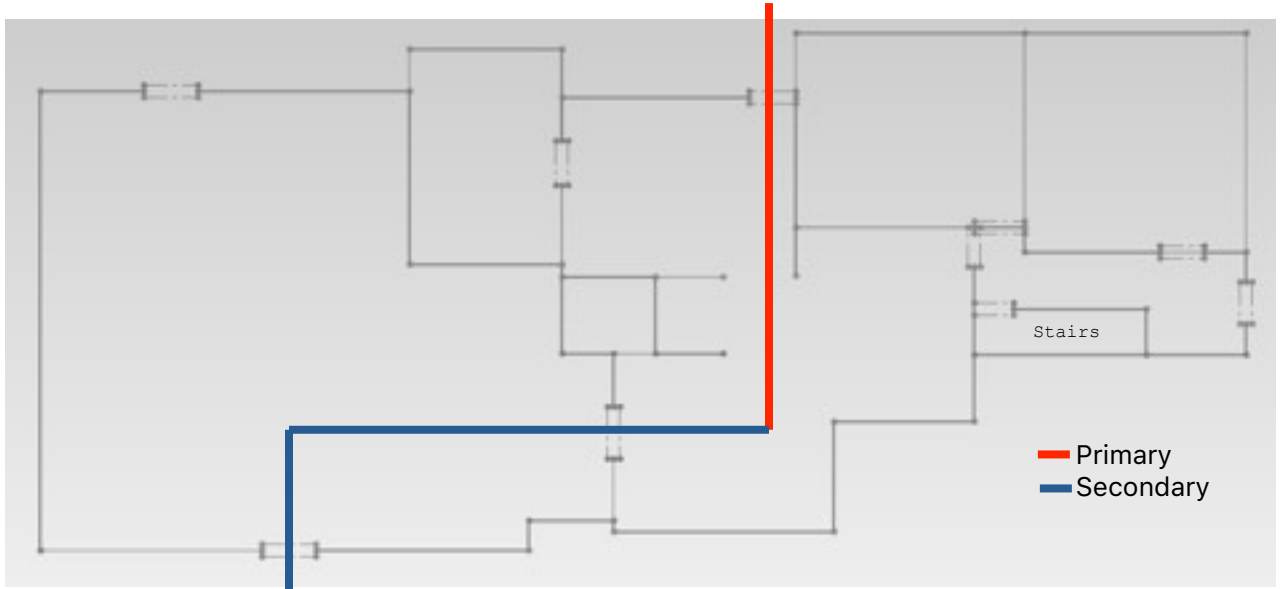
Proceed out the bathroom, through the dining room, into the kitchen, out the kitchen door, and to the driveway.

### Also Remember

- 1) Stay calm.
- 2) Call 911 and pull the fire alarm.
- 3) Leave immediately.
- 4) Never open hot doors.
- 5) Stay away from smoke.
- 6) Learn how to use a fire extinguisher ahead of time.

# Fire Evacuation Procedure:

## Dining Room



### Primary

Proceed out the dining room, into the kitchen, out the kitchen door, and to the driveway.

### Secondary

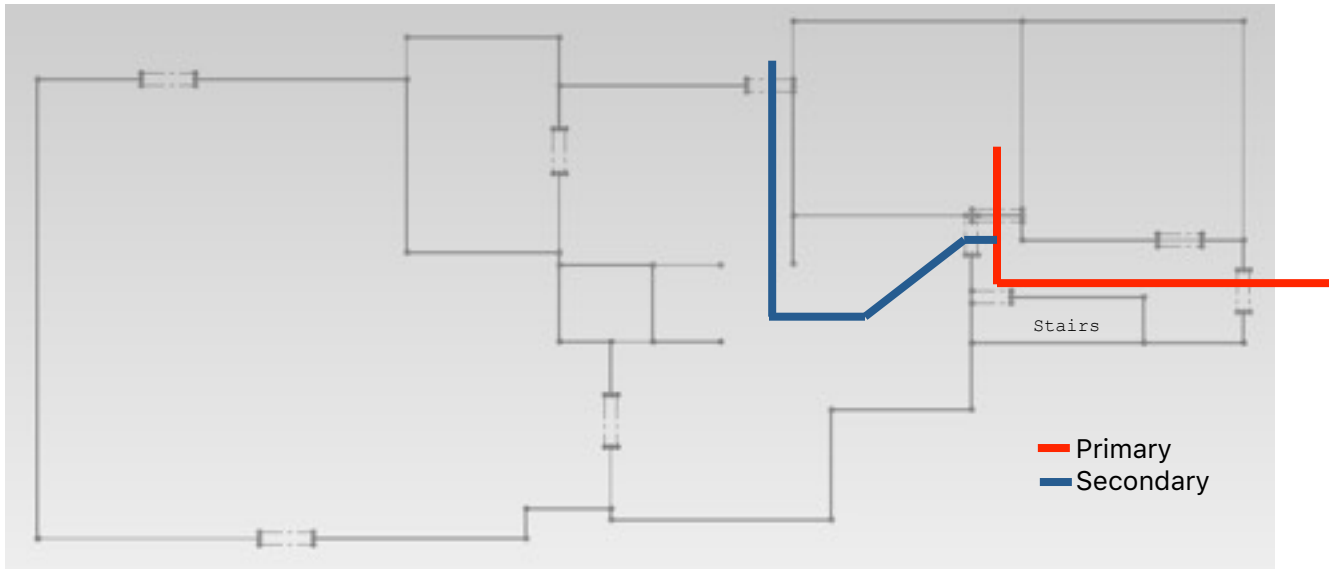
Proceed out the dining room, into the party room, out the party room door, and to the Institute Parking Lot.

### Also Remember

- 1) Stay calm.
- 2) Call 911 and pull the fire alarm.
- 3) Leave immediately.
- 4) Never open hot doors.
- 5) Stay away from smoke.
- 6) Learn how to use a fire extinguisher ahead of time.

# Fire Evacuation Procedure:

## TV Room



### Primary

Proceed out the TV room, through the dining room, through the foyer, out the front door, and to the front yard.

### Secondary

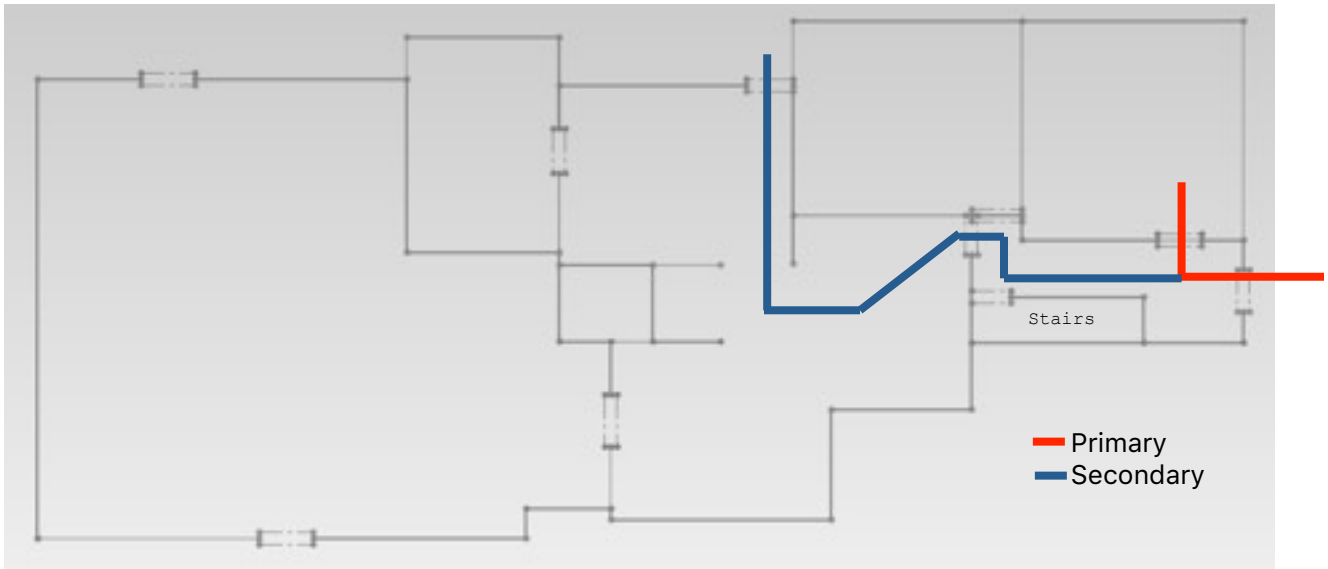
Proceed out the TV room, through the dining room, into the kitchen, out the kitchen door, and to the driveway.

### Also Remember

- 1) Stay calm.
- 2) Call 911 and pull the fire alarm.
- 3) Leave immediately.
- 4) Never open hot doors.
- 5) Stay away from smoke.
- 6) Learn how to use a fire extinguisher ahead of time.

# Fire Evacuation Procedure:

## Library



### Primary

Proceed out the library, through the foyer, out the front door, and to the front yard.

### Secondary

Proceed out the library, through the foyer, past the dining room, into the kitchen, out the kitchen door, and to the driveway.

### Also Remember

- 1) Stay calm.
- 2) Call 911 and pull the fire alarm.
- 3) Leave immediately.
- 4) Never open hot doors.
- 5) Stay away from smoke.
- 6) Learn how to use a fire extinguisher ahead of time.

# Fire Evacuation Procedure:

## Basement



### Primary

Proceed out basement, past the pool table, out the bulk head doors, and to the driveway.

### Secondary

Proceed out the study, past the pool table, up the stairs, out the front door, and to the front yard.

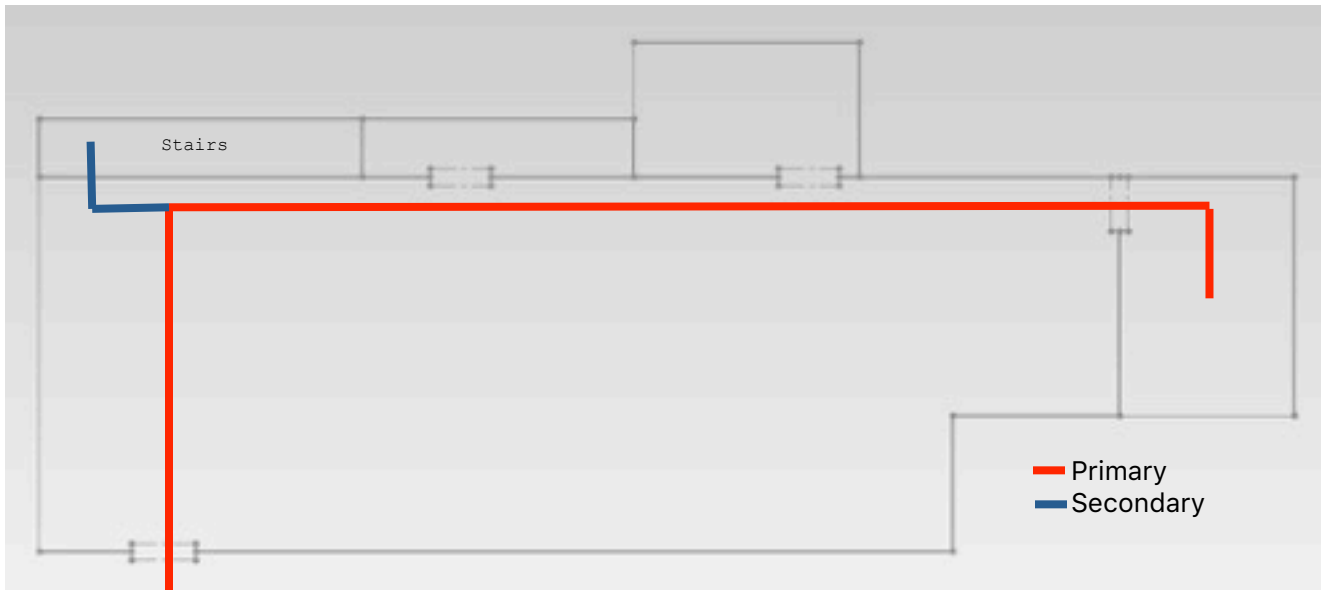
### Also Remember

- 1) Stay calm.
- 2) Call 911 and pull the fire alarm.
- 3) Leave immediately.
- 4) Never open hot doors.
- 5) Stay away from smoke.
- 6) Learn how to use a fire extinguisher ahead of time.



# Fire Evacuation Procedure:

## Laundry Room



### Primary

Proceed out the laundry room, through the basement, past the pool table, out the bulk head doors, and to the driveway.

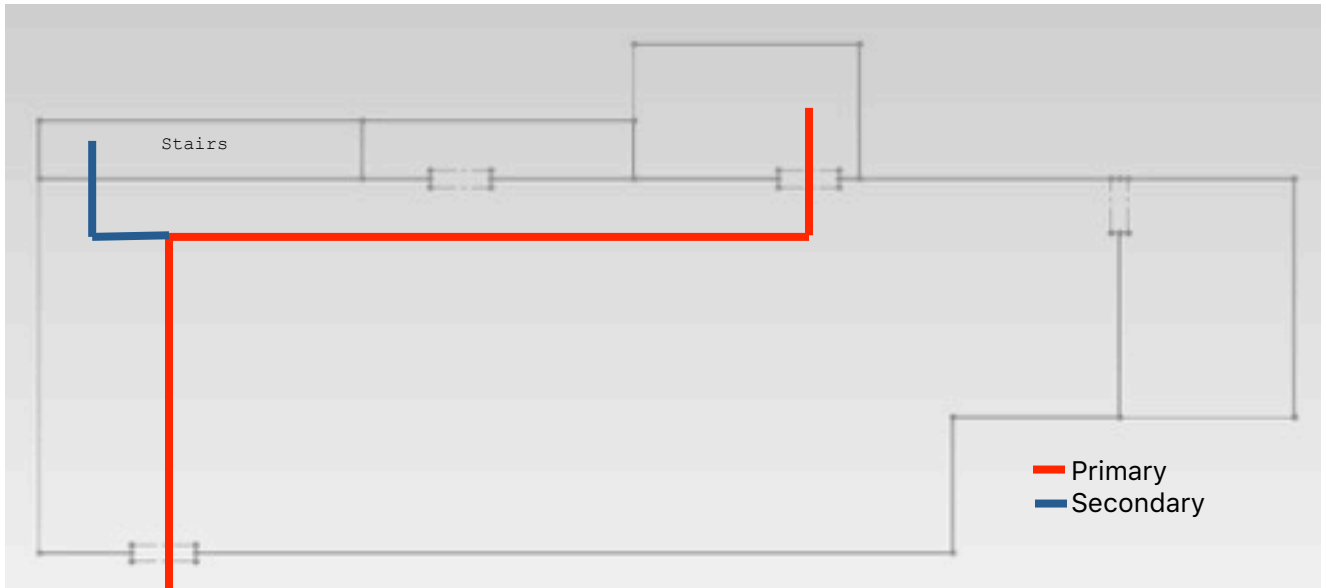
### Secondary

Proceed out the laundry room, through the basement, past the pool table, up the stairs, out the front door, and to the front yard.

### Also Remember

- 1) Stay calm.
- 2) Call 911 and pull the fire alarm.
- 3) Leave immediately.
- 4) Never open hot doors.
- 5) Stay away from smoke.
- 6) Learn how to use a fire extinguisher ahead of time.

# Fire Evacuation Procedure: House Manager's Closet



## Primary

Proceed out the closet, through the basement, past the pool table, out the bulk head doors, and to the driveway.

## Secondary

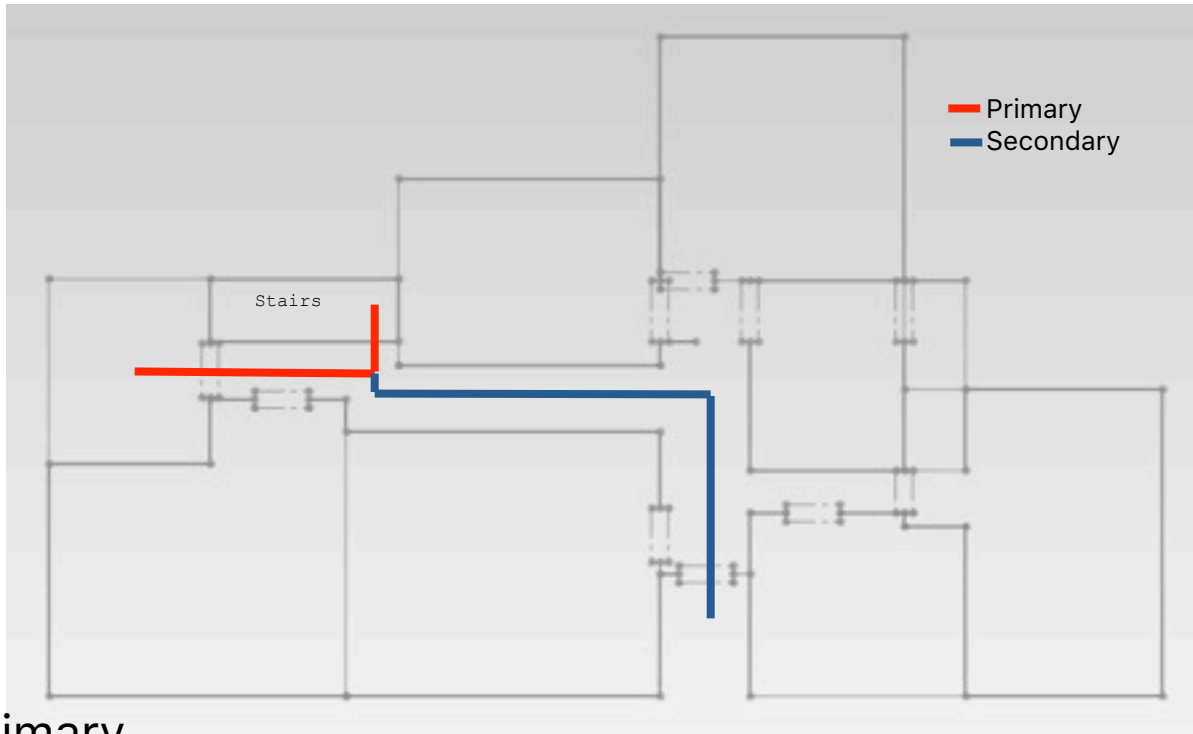
Proceed out the closet, through the basement, past the pool table, up the stairs, out the front door, and to the front yard.

## Also Remember

- 1) Stay calm.
- 2) Call 911 and pull the fire alarm.
- 3) Leave immediately.
- 4) Never open hot doors.
- 5) Stay away from smoke.
- 6) Learn how to use a fire extinguisher ahead of time.

# Fire Evacuation Procedure:

## "The Closet"



### Primary

Proceed out the room, down the stairs, out the front door, and to the front yard.

### Secondary

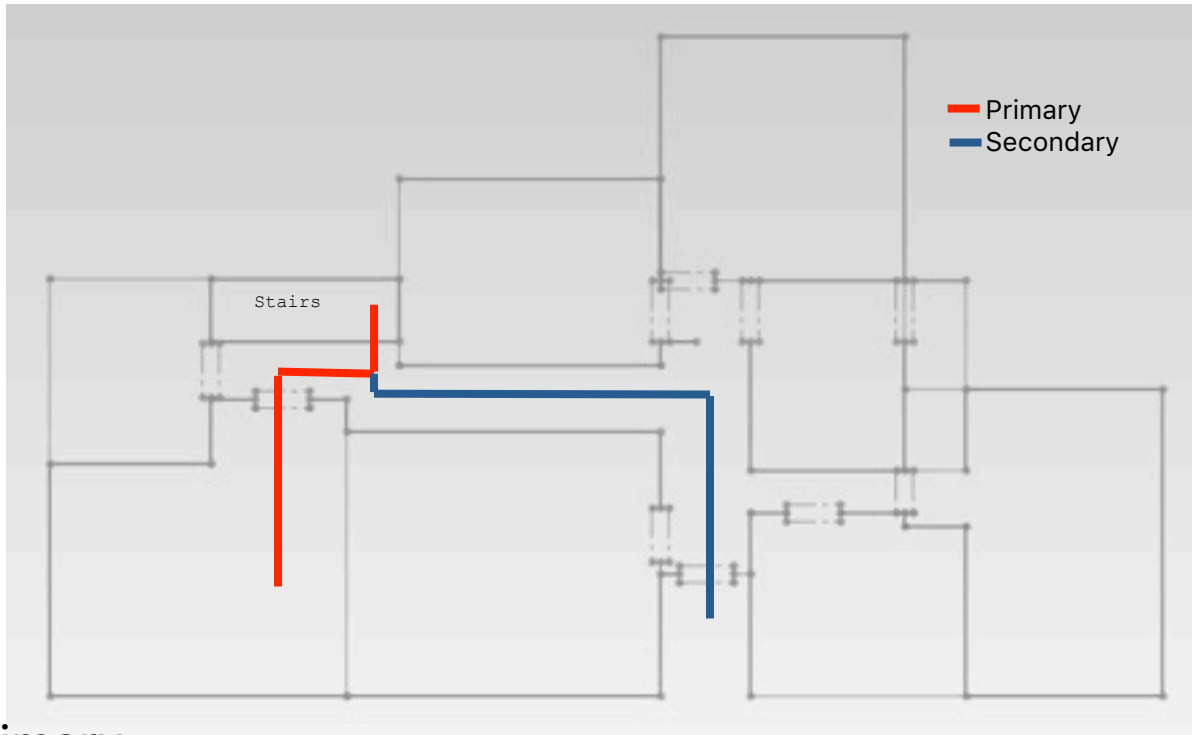
Proceed out the room, down the hall, out the fire escape door, down the fire escape, and to the driveway.

### Also Remember

- 1) Stay calm.
- 2) Call 911 and pull the fire alarm.
- 3) Leave immediately.
- 4) Never open hot doors.
- 5) Stay away from smoke.
- 6) Learn how to use a fire extinguisher ahead of time.

# Fire Evacuation Procedure:

## "The Cripple Tripple"



### Primary

Proceed out the room, down the stairs, out the front door, and to the front yard.

### Secondary

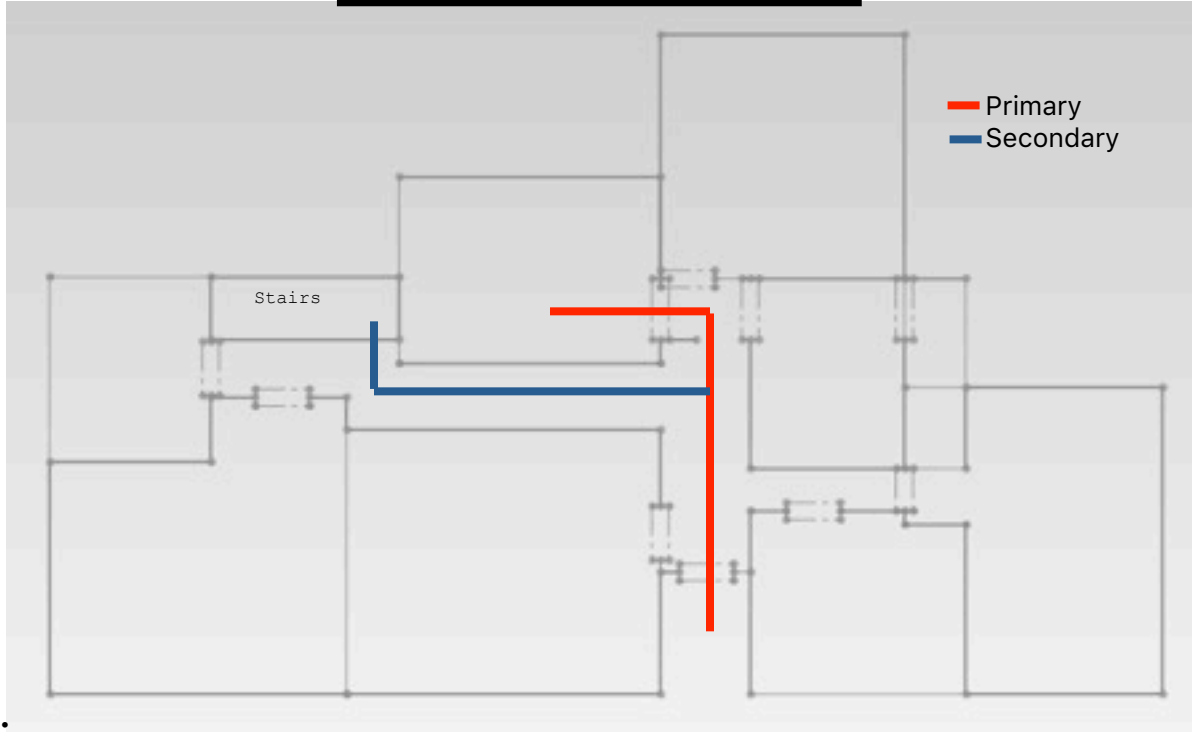
Proceed out the room, down the hall, out the fire escape door, down the fire escape, and to the driveway.

### Also Remember

- 1) Stay calm.
- 2) Call 911 and pull the fire alarm.
- 3) Leave immediately.
- 4) Never open hot doors.
- 5) Stay away from smoke.
- 6) Learn how to use a fire extinguisher ahead of time.

# Fire Evacuation Procedure:

## "The Oven"



### Primary

Proceed out the room, down the hall, out the fire escape door, down the fire escape, and to the driveway.

### Secondary

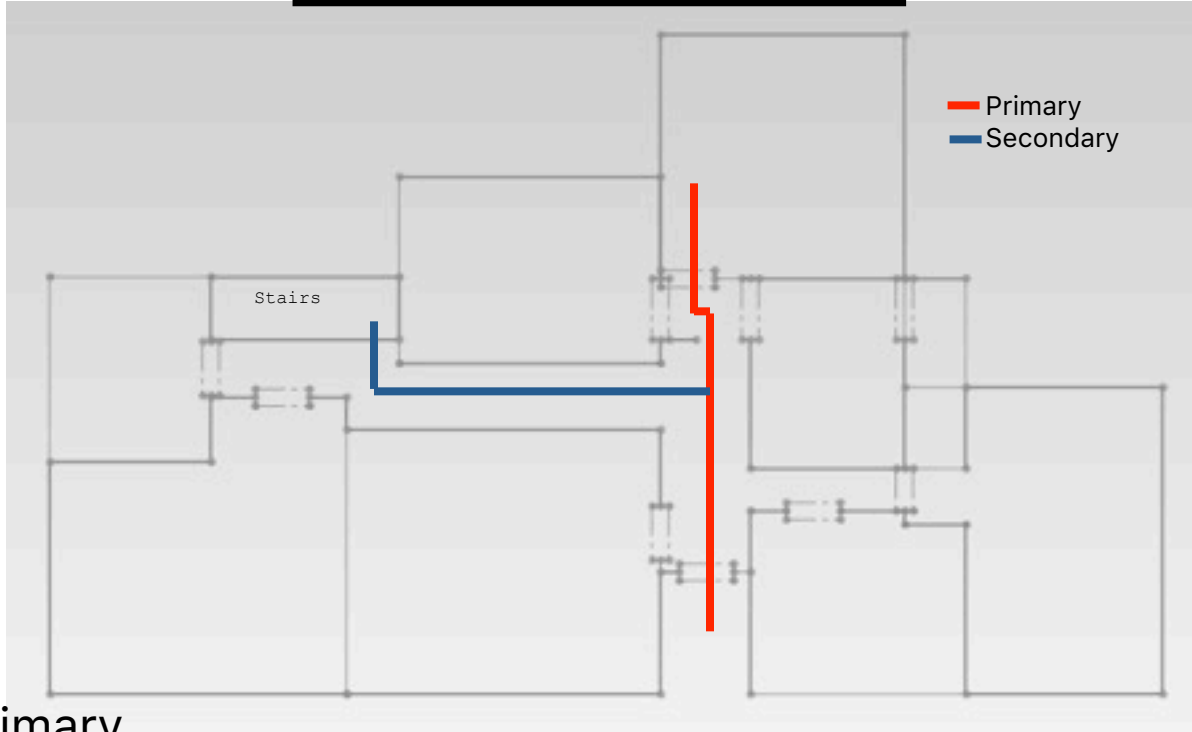
Proceed out the room, down the hall, down the stairs, out the front door, and to the front yard.

### Also Remember

- 1) Stay calm.
- 2) Call 911 and pull the fire alarm.
- 3) Leave immediately.
- 4) Never open hot doors.
- 5) Stay away from smoke.
- 6) Learn how to use a fire extinguisher ahead of time.

# Fire Evacuation Procedure:

## "The Ice Box"



### Primary

Proceed out the room, down the hall, out the fire escape door, down the fire escape, and to the driveway.

### Secondary

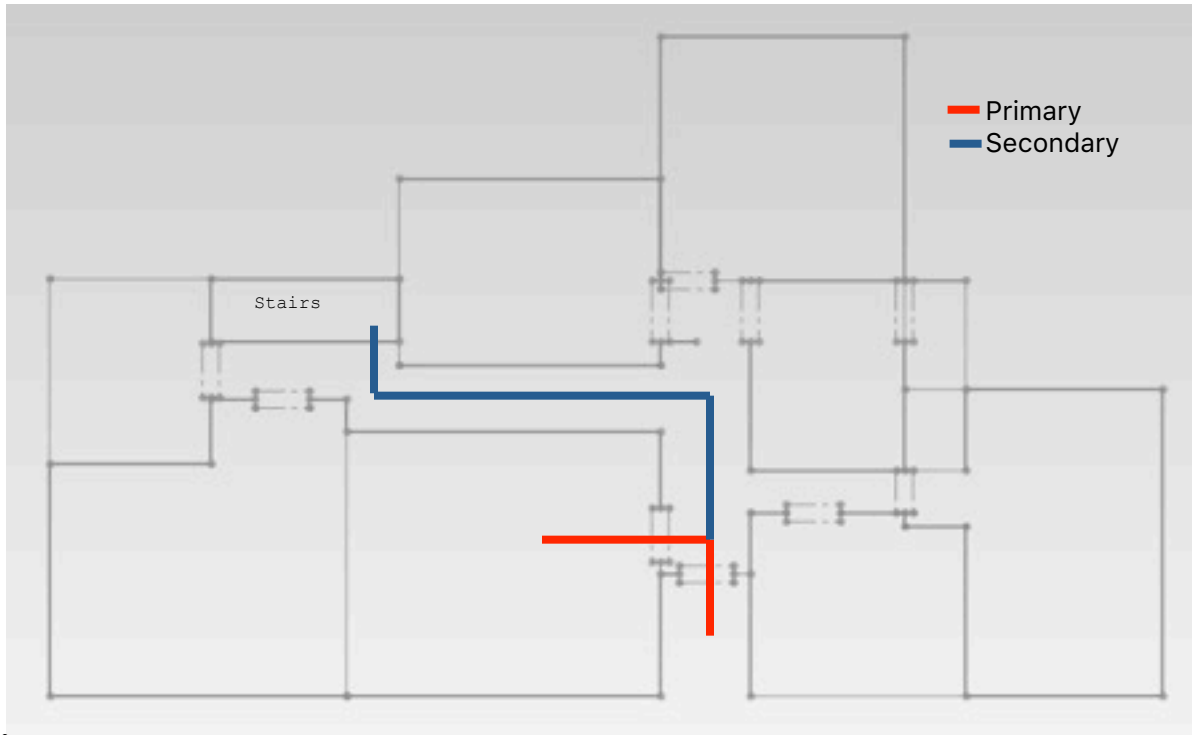
Proceed out the room, down the hall, down the stairs, out the front door, and to the front yard.

### Also Remember

- 1) Stay calm.
- 2) Call 911 and pull the fire alarm.
- 3) Leave immediately.
- 4) Never open hot doors.
- 5) Stay away from smoke.
- 6) Learn how to use a fire extinguisher ahead of time.

# Fire Evacuation Procedure:

## "The Power Triple"



### Primary

Proceed out the room, out the fire escape door, down the fire escape, and to the driveway.

### Secondary

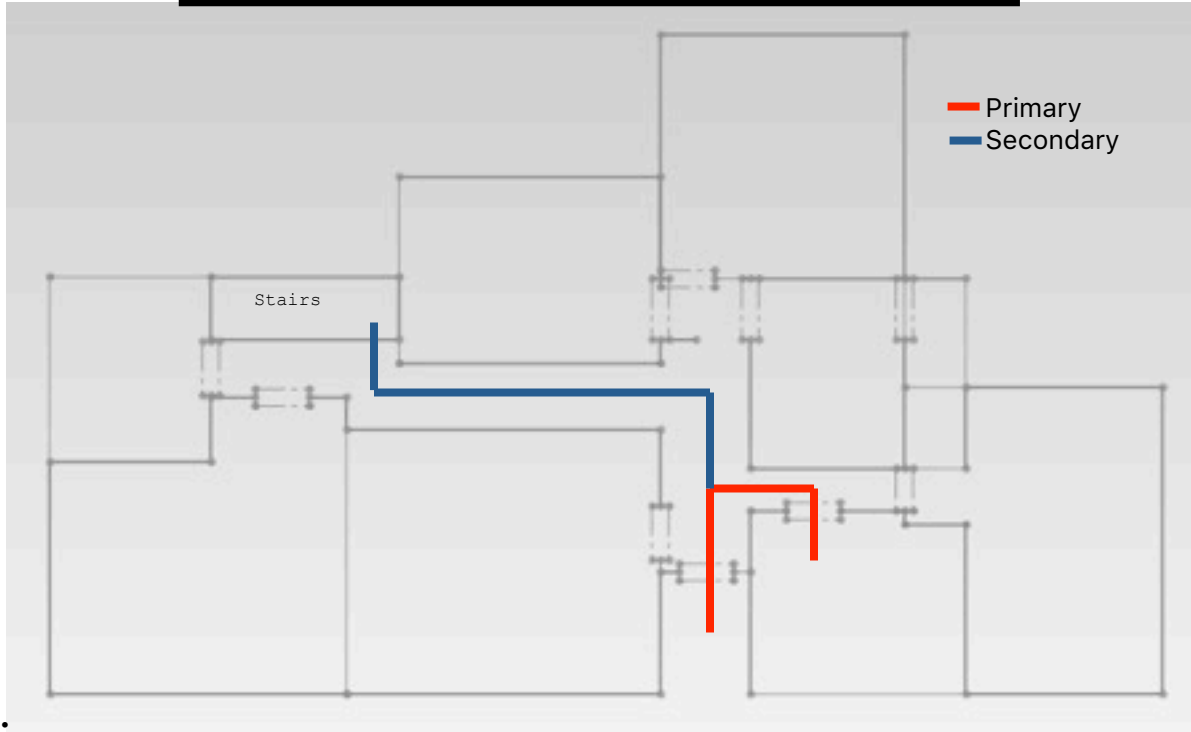
Proceed out the room, down the hall, down the stairs, out the front door, and to the front yard.

### Also Remember

- 1) Stay calm.
- 2) Call 911 and pull the fire alarm.
- 3) Leave immediately.
- 4) Never open hot doors.
- 5) Stay away from smoke.
- 6) Learn how to use a fire extinguisher ahead of time.

# Fire Evacuation Procedure:

## "Roscoe's Tavern"



### Primary

Proceed out the room, down the hall, out the fire escape door, down the fire escape, and to the driveway.

### Secondary

Proceed out the room, down the hall, down the stairs, out the front door, and to the front yard.

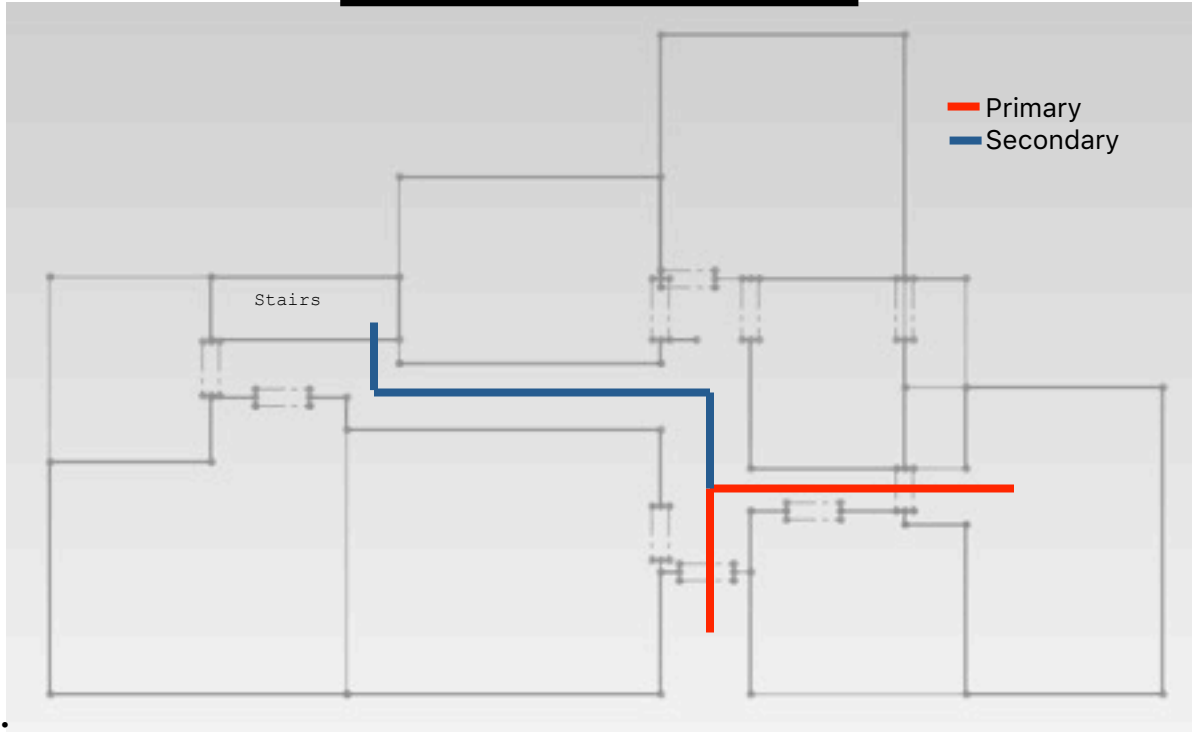
### Also Remember

- 1) Stay calm.
- 2) Call 911 and pull the fire alarm.
- 3) Leave immediately.
- 4) Never open hot doors.
- 5) Stay away from smoke.
- 6) Learn how to use a fire extinguisher ahead of time.



# Fire Evacuation Procedure:

## "The Cave"



### Primary

Proceed out the room, down the hall, out the fire escape door, down the fire escape, and to the driveway.

### Secondary

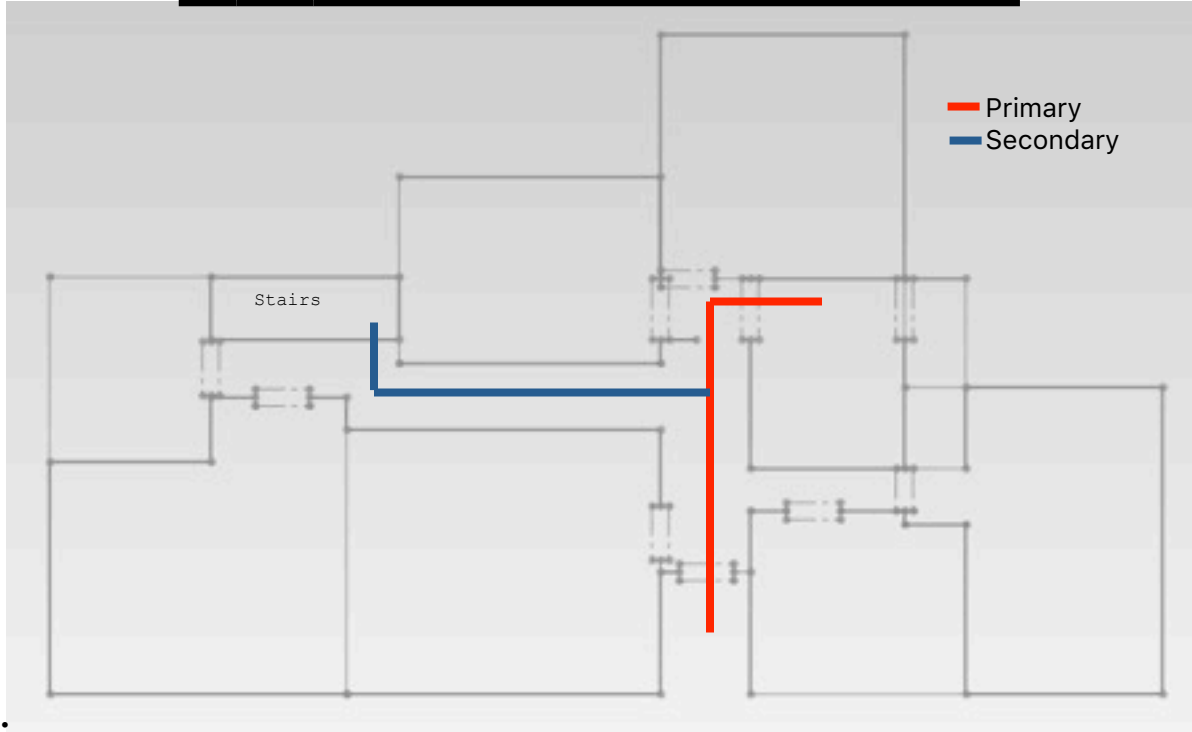
Proceed out the room, down the hall, down the stairs, out the front door, and to the front yard.

### Also Remember

- 1) Stay calm.
- 2) Call 911 and pull the fire alarm.
- 3) Leave immediately.
- 4) Never open hot doors.
- 5) Stay away from smoke.
- 6) Learn how to use a fire extinguisher ahead of time.

# Fire Evacuation Procedure:

## 2<sup>nd</sup> Floor Bathroom



### Primary

Proceed out the bathroom, down the hall, out the fire escape door, down the fire escape, and to the driveway.

### Secondary

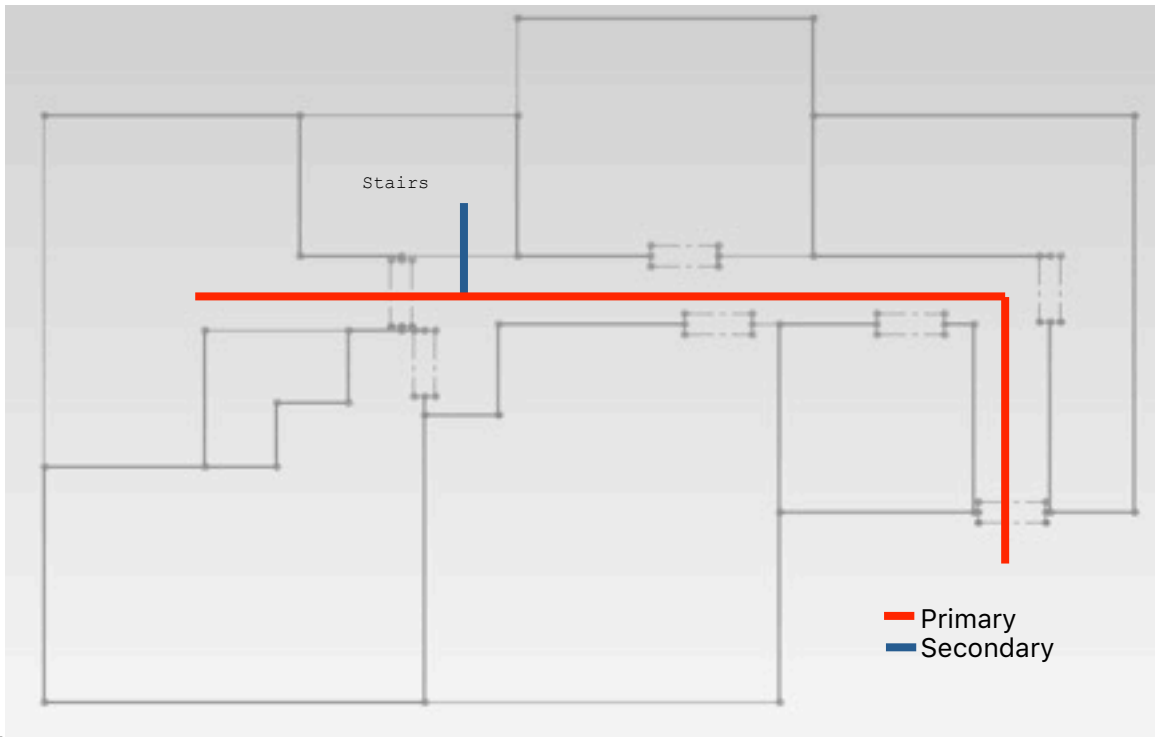
Proceed out the bathroom, down the hall, down the stairs, out the front door, and to the front yard.

### Also Remember

- 1) Stay calm.
- 2) Call 911 and pull the fire alarm.
- 3) Leave immediately.
- 4) Never open hot doors.
- 5) Stay away from smoke.
- 6) Learn how to use a fire extinguisher ahead of time.

# Fire Evacuation Procedure:

## Treasurer's Single



### Primary

Proceed out the room, down the hall, out the fire escape door, down the fire escape, and to the driveway.

### Secondary

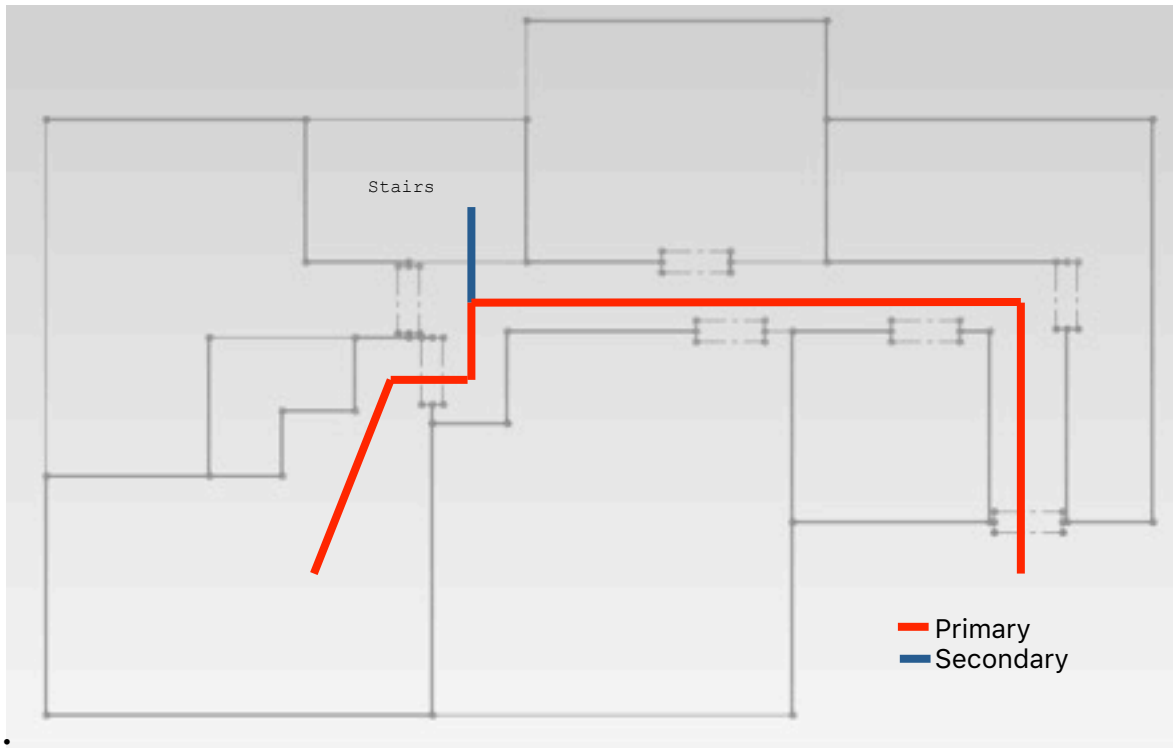
Proceed out the room, down the stairs to the first floor, out the front door, and to the front yard.

### Also Remember

- 1) Stay calm.
- 2) Call 911 and pull the fire alarm.
- 3) Leave immediately.
- 4) Never open hot doors.
- 5) Stay away from smoke.
- 6) Learn how to use a fire extinguisher ahead of time.

# Fire Evacuation Procedure:

## "The Kremlin"



### Primary

Proceed out the room, down the hall, out the fire escape door, down the fire escape, and to the driveway.

### Secondary

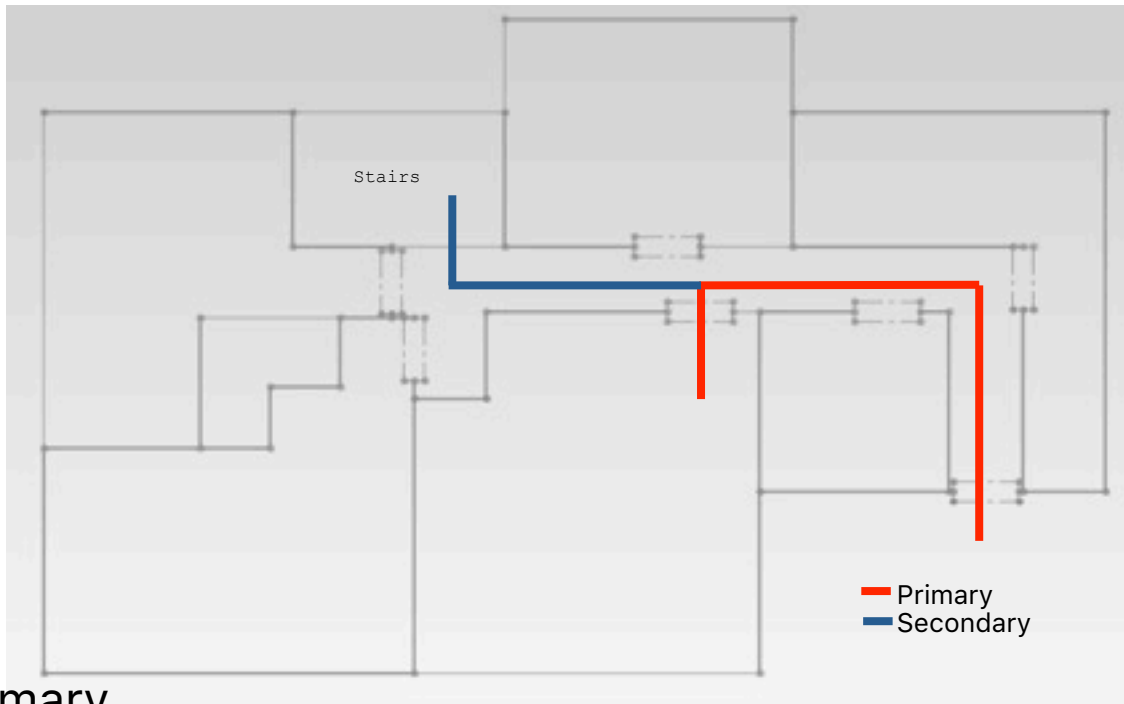
Proceed out the room, down the stairs to the first floor, out the front door, and to the front yard.

### Also Remember

- 1) Stay calm.
- 2) Call 911 and pull the fire alarm.
- 3) Leave immediately.
- 4) Never open hot doors.
- 5) Stay away from smoke.
- 6) Learn how to use a fire extinguisher ahead of time.

# Fire Evacuation Procedure:

## "The Stable"



### Primary

Proceed out the room, down the hall, out the fire escape door, down the fire escape, and to the driveway.

### Secondary

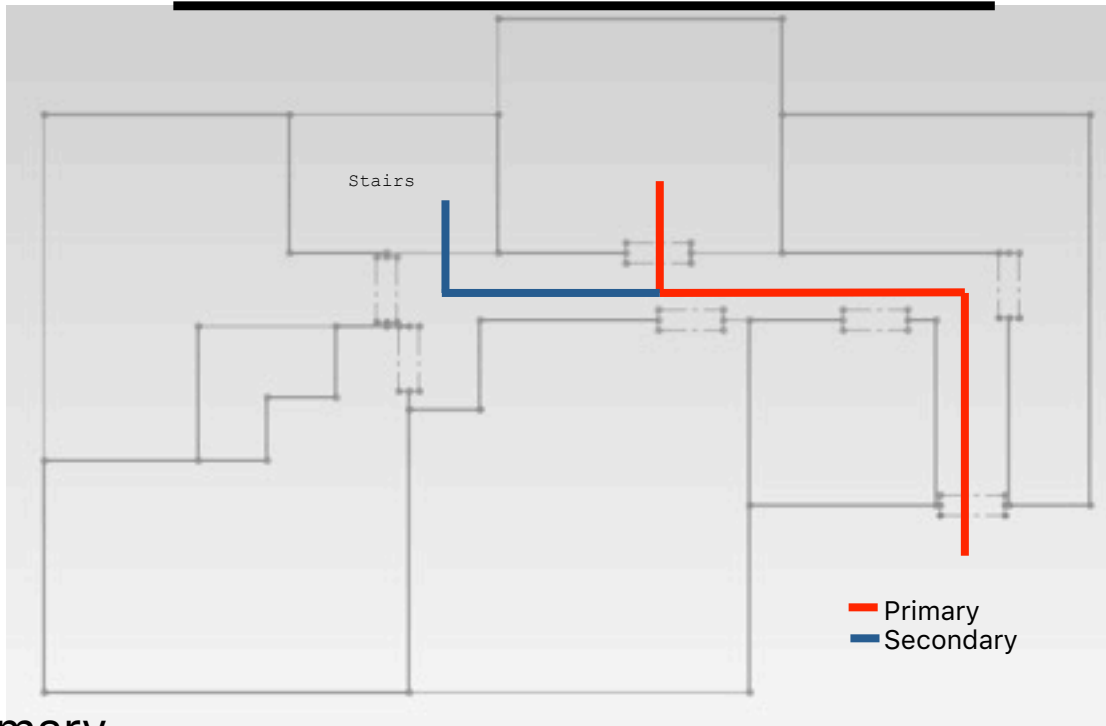
Proceed out the room, down the hall, down the stairs to the first floor, out the front door, and to the front yard.

### Also Remember

- 1) Stay calm.
- 2) Call 911 and pull the fire alarm.
- 3) Leave immediately.
- 4) Never open hot doors.
- 5) Stay away from smoke.
- 6) Learn how to use a fire extinguisher ahead of time.

# Fire Evacuation Procedure:

## "The Moon Room"



### Primary

Proceed out the room, down the hall, out the fire escape door, down the fire escape, and to the driveway.

### Secondary

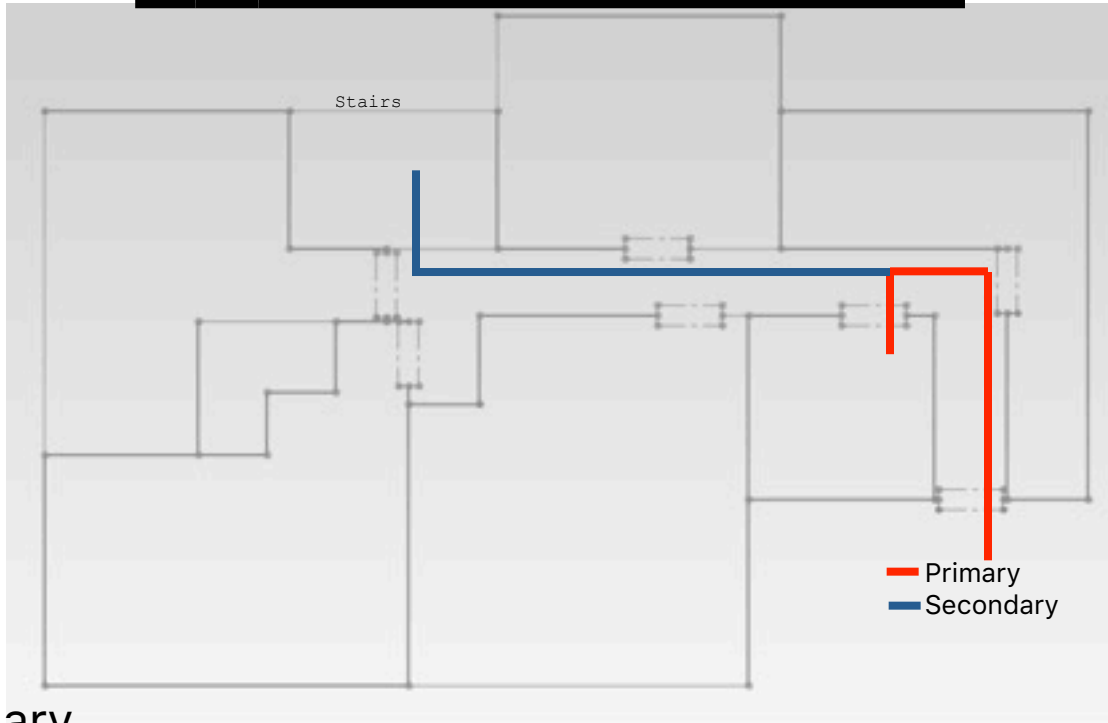
Proceed out the room, down the hall, down the stairs to the first floor, out the front door, and to the front yard.

### Also Remember

- 1) Stay calm.
- 2) Call 911 and pull the fire alarm.
- 3) Leave immediately.
- 4) Never open hot doors.
- 5) Stay away from smoke.
- 6) Learn how to use a fire extinguisher ahead of time.

# Fire Evacuation Procedure:

## 3<sup>rd</sup> Floor Bathroom



### Primary

Proceed out the room, down the hall, out the fire escape door, down the fire escape, and to the driveway.

### Secondary

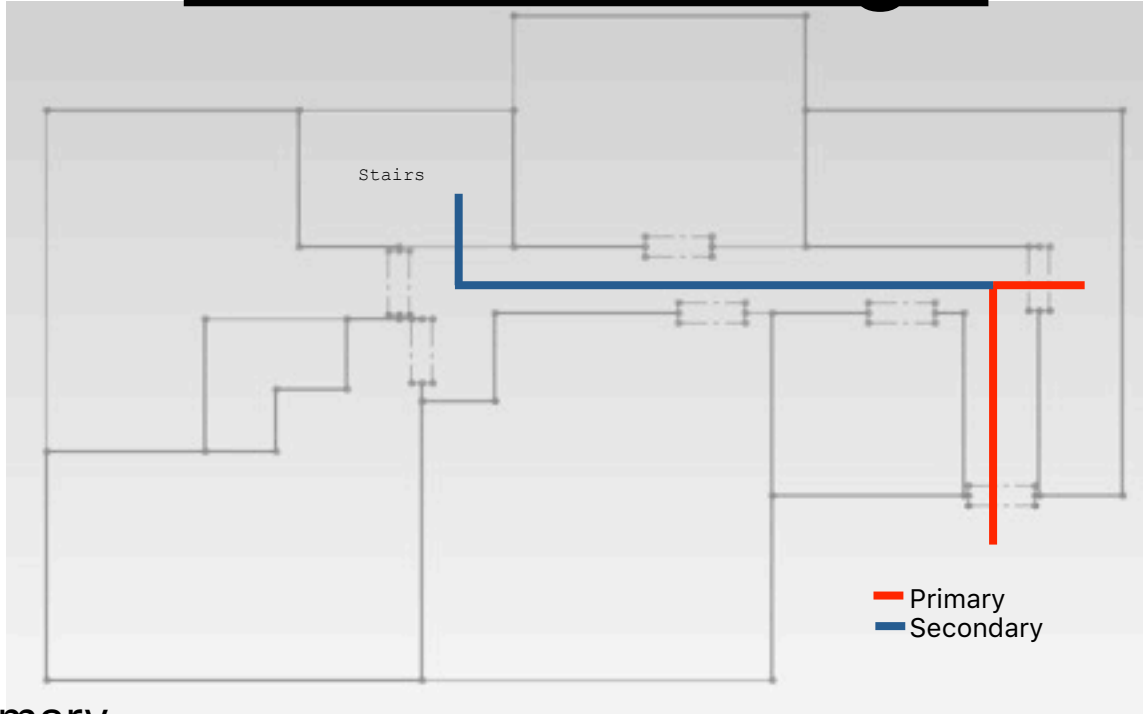
Proceed out the room, down the hall, down the stairs to the first floor, out the front door, and to the front yard.

### Also Remember

- 1) Stay calm.
- 2) Call 911 and pull the fire alarm.
- 3) Leave immediately.
- 4) Never open hot doors.
- 5) Stay away from smoke.
- 6) Learn how to use a fire extinguisher ahead of time.

# Fire Evacuation Procedure:

## President's Single



### Primary

Proceed out the room, down the hall, out the fire escape door, down the fire escape, and to the driveway.

### Secondary

Proceed out the room, down the hall, down the stairs to the first floor, out the front door, and to the front yard.

### Also Remember

- 1) Stay calm.
- 2) Call 911 and pull the fire alarm.
- 3) Leave immediately.
- 4) Never open hot doors.
- 5) Stay away from smoke.
- 6) Learn how to use a fire extinguisher ahead of time.